



Dear Valued Customer,

We are taking steps to ensure that we can continue to serve your needs while maintaining the health and safety of our employees during the COVID-19 pandemic. Much of our staff is now working remotely, while most of our service technicians remain on the road taking care of our customer's needs. All field-based Sales and Customer Success Personnel have been asked to not conduct any in-person meetings but are available by phone, web voice and video conference.

Please rest assured that you can count on all our technicians to follow the appropriate sanitation procedures while at the same time complying with today's social distancing rules. We're aware that some of our customers have had to reduce or stop operations.

**If you're open for business, please contact us and let us know how we can help (Service, Parts, Rental, New/Used Units, etc.).**

In the meantime, Hupp ToyotaLift remains open and ready to help you. We will keep you in our thoughts as we all make our way through this difficult time.

Sincerely,

Kevin Hupp

President

Hupp ToyotaLift

---

**CEDAR RAPIDS**

285 33rd Ave SW  
Cedar Rapids, IA 52404  
319.362.0098  
1.844.552.7216  
FAX (319) 362.0103

**DAVENPORT**

4821 Tremont Ave.  
Davenport, IA 52807  
563.322.3168  
1.888.322.3168  
FAX (563) 322.4029

**ANKENY**

1120 SE Lorenz Drive  
Ankeny, IA 50021  
515.965.5555  
1.800.966.4877  
FAX (515) 965.8165

**WATERLOO**

1930 Osage Ave.  
Waterloo, IA 50707  
319.433.0029  
FAX 319.433.0030

**PEORIA, IL**

8915 N. Pioneer Rd.  
Peoria, IL 61615  
309.674.4877  
1.877.751.4877  
FAX (309) 637-6397

# Cleaning And Disinfecting Your Facility

4/2/2020



## Everyday Steps, Steps When Someone is Sick, and Considerations for Employers

### How to clean and disinfect

**Wear disposable gloves** to clean and disinfect.

#### Clean

- **Clean surfaces using soap and water.** Practice routine cleaning of frequently touched surfaces.



#### High touch surfaces include:

Tables, doorknobs, light switches, countertops, handles, desks, phones, keyboards, toilets, faucets, sinks, etc.



#### Disinfect

- Clean the area or item with soap and water or another detergent if it is dirty. Then, use a household disinfectant.
- **Recommend use of EPA-registered household disinfectant.** Follow the instructions on the label to ensure safe and effective use of the product.

Many products recommend:

- Keeping surface wet for a period of time (see product label)
- Precautions such as wearing gloves and making sure you have good ventilation during use of the product.

- **Diluted household bleach solutions may also be used** if appropriate for the surface. Check to ensure the product is not past its expiration date. Unexpired household bleach will be effective against coronaviruses when properly diluted.

**Follow manufacturer's instructions** for application and proper ventilation. Never mix household bleach with ammonia or any other cleanser.

**Leave solution** on the surface for **at least 1 minute**

**To make a bleach solution, mix:**

- 5 tablespoons (1/3rd cup) bleach per gallon of water
- OR
- 4 teaspoons bleach per quart of water
- **Alcohol solutions with at least 70% alcohol.**

### Soft surfaces

For soft surfaces such as **carpeted floor, rugs, and drapes**

- **Clean the surface using soap and water** or with cleaners appropriate for use on these surfaces.



[cdc.gov/coronavirus](https://www.cdc.gov/coronavirus)


- **Launder items** (if possible) according to the manufacturer's instructions. Use the warmest appropriate water setting and dry items completely.

OR

- **Disinfect with an EPA-registered household disinfectant.** [These disinfectants](#) meet EPA's criteria for use against COVID-19.

## Electronics

- For electronics, such as **tablets, touch screens, keyboards, remote controls, and ATM machines**
- Consider putting a **wipeable** cover on electronics.
- **Follow manufacturer's instruction** for cleaning and disinfecting.
  - If no guidance, **use alcohol-based wipes or sprays containing at least 70% alcohol.** Dry surface thoroughly.



## Laundry

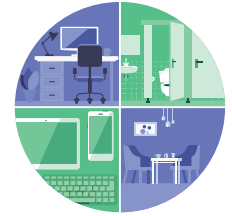
For clothing, towels, linens and other items

- **Wear disposable gloves.**
- **Wash hands with soap and water** as soon as you remove the gloves.
- **Do not shake** dirty laundry.
- Launder items according to the manufacturer's instructions. Use the **warmest appropriate water setting** and dry items completely.
- Dirty laundry from a sick person **can be washed with other people's items.**
- Clean and **disinfect clothes hampers** according to guidance above for surfaces.



## Cleaning and disinfecting your building or facility if someone is sick

- **Close off areas** used by the sick person.
- **Open outside doors and windows** to increase air circulation in the area. **Wait 24 hours** before you clean or disinfect. If 24 hours is not feasible, wait as long as possible.
- Clean and disinfect **all areas used by the sick person**, such as offices, bathrooms, common areas, shared electronic equipment like tablets, touch screens, keyboards, remote controls, and ATM machines.
- If **more than 7 days** since the sick person visited or used the facility, additional cleaning and disinfection is not necessary.
  - Continue routine cleaning and disinfection.



## When cleaning

- **Wear disposable gloves and gowns for all tasks in the cleaning process, including handling trash.**
  - Additional personal protective equipment (PPE) might be required based on the cleaning/disinfectant products being used and whether there is a risk of splash.
  - Gloves and gowns should be removed carefully to avoid contamination of the wearer and the surrounding area.
- **Wash your hands often** with soap and water for 20 seconds.
  - Always wash immediately after removing gloves and after contact with a sick person.



- Hand sanitizer: If soap and water are not available and hands are not visibly dirty, an alcohol-based hand sanitizer that contains at least 60% alcohol may be used. However, if hands are visibly dirty, always wash hands with soap and water.



- **Additional key times to wash hands** include:

- After blowing one's nose, coughing, or sneezing.
- After using the restroom.
- Before eating or preparing food.
- After contact with animals or pets.
- Before and after providing routine care for another person who needs assistance (e.g., a child).



# “Do I have COVID-19 and what do I do?”



## COVID-19 Guidance

It is estimated that 80% of Americans infected with COVID-19 will experience only mild-to-moderate illness



### I have mild to moderate illness

Symptoms are mild cough, shortness of breath, and fever (*temperature above 100.4*)

### Stay home and self-isolate until:

- × You are symptom free for 72 hours without the use of fever-reducing medication
- × Symptoms improve over 3 days
- × 7 days pass from onset of symptoms

Do not need to go to a healthcare provider.

Do not need to be tested to confirm you have COVID-19 (*the treatment plan wouldn't change*).

Must have all three factors noted above before returning to work and other activities!

Recovering at home includes drinking lots of fluids, getting rest, and treating symptoms with over-the-counter medications.



### I have more severe illness

Symptoms are a consistent cough, difficulty breathing, consistent pain or pressure in the chest, and a fever that will not respond to Tylenol.

### Stay home, self-isolate and contact your provider by phone.

Do not visit a healthcare location without calling first.

If you develop emergency signs of COVID-19 (*confusion, blue lips, etc.*), seek medical attention immediately.

Please consult your provider for any other symptoms that may appear severe.

Your provider will assess whether you need to be seen in the office or if you can recover at home.



### I feel fine (healthy), but I'm concerned I've been exposed and/or I have traveled.

### The CDC recommend that you stay home and self-isolate for 14 days.

Those with potential COVID-19 exposure should stay home and isolate for 14 days

You've been on a cruise in last 14 days.

You've traveled outside of the USA in the last 14 days.

You live with someone who has symptoms of COVID-19, regardless if they've been tested.

If you have had contact with someone who may have been exposed, but you do not have symptoms, simply monitor your health carefully. In this scenario, you do not need to isolate or get tested.



# 10 ways to manage respiratory symptoms at home

4/1/2020

**If you have fever, cough, or shortness of breath, call your healthcare provider. They may tell you to manage your care from home. Follow these tips:**

1. **Stay home** from work, school, and away from other public places. If you must go out, avoid using any kind of public transportation, ridesharing, or taxis.



2. **Monitor your symptoms** carefully. If your symptoms get worse, call your healthcare provider immediately.



3. **Get rest and stay hydrated.**



4. If you have a medical appointment, **call the healthcare provider** ahead of time and tell them that you have or may have COVID-19.



5. For medical emergencies, call 911 and **notify the dispatch personnel** that you have or may have COVID-19.



6. **Cover your cough and sneezes.**



7. **Wash your hands often** with soap and water for at least 20 seconds or clean your hands with an alcohol-based hand sanitizer that contains at least 60% alcohol.



8. As much as possible, **stay** in a specific room and **away from other people** in your home. Also, you should use a separate bathroom, if available. If you need to be around other people in or outside of the home, wear a facemask.



9. **Avoid sharing personal items** with other people in your household, like dishes, towels, and bedding.



10. **Clean all surfaces** that are touched often, like counters, tabletops, and doorknobs. Use household cleaning sprays or wipes according to the label instructions.



4/1/2020

For more information: [www.cdc.gov/COVID19](http://www.cdc.gov/COVID19)





# Steps to help prevent the spread of COVID-19

4/1/2020

**FOLLOW THE STEPS BELOW:** If you are sick with COVID-19 or think you might have it, follow the steps below to help protect other people in your home and community.

## Stay home except to get medical care

- **Stay home:** People who are mildly ill with COVID-19 are able to recover at home. Do not leave, except to get medical care. Do not visit public areas.
- **Stay in touch with your doctor.** Call before you get medical care. Be sure to get care if you feel worse or you think it is an emergency.
- **Avoid public transportation:** Avoid using public transportation, ride-sharing, or taxis.



## Separate yourself from other people in your home, this is known as home isolation

- **Stay away from others:** As much as possible, you should stay in a specific “sick room” and away from other people in your home. Use a separate bathroom, if available.
- **Limit contact with pets & animals:** You should restrict contact with pets and other animals, just like you would around other people.
  - Although there have not been reports of pets or other animals becoming sick with COVID-19, it is still recommended that people with the virus limit contact with animals until more information is known.
  - When possible, have another member of your household care for your animals while you are sick with COVID-19. If you must care for your pet or be around animals while you are sick, wash your hands before and after you interact with them. See COVID-19 and Animals for more information.



## Call ahead before visiting your doctor

- **Call ahead:** If you have a medical appointment, call your doctor’s office or emergency department, and tell them you have or may have COVID-19. This will help the office protect themselves and other patients.



## Wear a facemask if you are sick

- **If you are sick:** You should wear a facemask when you are around other people and before you enter a healthcare provider’s office.
- **If you are caring for others:** If the person who is sick is not able to wear a facemask (for example, because it causes trouble breathing), then people who live in the home should stay in a different room. When caregivers enter the room of the sick person, they should wear a facemask. Visitors, other than caregivers, are not recommended.



## Cover your coughs and sneezes

- **Cover:** Cover your mouth and nose with a tissue when you cough or sneeze.
- **Dispose:** Throw used tissues in a lined trash can.
- **Wash hands:** Immediately wash your hands with soap and water for at least 20 seconds. If soap and water are not available, clean your hands with an alcohol-based hand sanitizer that contains at least 60% alcohol.



## Clean your hands often

- **Wash hands:** Wash your hands often with soap and water for at least 20 seconds. This is especially important after blowing your nose, coughing, or sneezing; going to the bathroom; and before eating or preparing food.
- **Hand sanitizer:** If soap and water are not available, use an alcohol-based hand sanitizer with at least 60% alcohol, covering all surfaces of your hands and rubbing them together until they feel dry.
- **Soap and water:** Soap and water are the best option, especially if hands are visibly dirty.
- **Avoid touching:** Avoid touching your eyes, nose, and mouth with unwashed hands.



## Avoid sharing personal household items

- **Do not share:** Do not share dishes, drinking glasses, cups, eating utensils, towels, or bedding with other people in your home.



[cdc.gov/COVID19](https://www.cdc.gov/COVID19)

- **Wash thoroughly after use:** After using these items, wash them thoroughly with soap and water or put in the dishwasher.

## Clean all “high-touch” surfaces everyday

Clean high-touch surfaces in your isolation area (“sick room” and bathroom) every day; let a caregiver clean and disinfect high-touch surfaces in other areas of the home.



- **Clean and disinfect:** Routinely clean high-touch surfaces in your “sick room” and bathroom. Let someone else clean and disinfect surfaces in common areas, but not your bedroom and bathroom.
  - If a caregiver or other person needs to clean and disinfect a sick person’s bedroom or bathroom, they should do so on an as-needed basis. The caregiver/other person should wear a mask and wait as long as possible after the sick person has used the bathroom.
- High-touch surfaces include phones, remote controls, counters, tabletops, doorknobs, bathroom fixtures, toilets, keyboards, tablets, and bedside tables.
- **Clean and disinfect areas that may have blood, stool, or body fluids on them.**
- **Household cleaners and disinfectants:** Clean the area or item with soap and water or another detergent if it is dirty. Then, use a household disinfectant.
  - Be sure to follow the instructions on the label to ensure safe and effective use of the product. Many products recommend keeping the surface wet for several minutes to ensure germs are killed. Many also recommend precautions such as wearing gloves and making sure you have good ventilation during use of the product.
  - Most EPA-registered household disinfectants should be effective. A full list of disinfectants can be found [here](#).

## Monitor your symptoms

- **Seek medical attention, but call first:** Seek medical care right away if your illness is worsening (for example, if you have difficulty breathing).
  - **Call your doctor before going in:** Before going to the doctor’s office or emergency room, call ahead and tell them your symptoms. They will tell you what to do.
- **Wear a facemask:** If possible, put on a facemask before you enter the building. If you can’t put on a facemask, try to keep a safe distance from other people (at least 6 feet away). This will help protect the people in the office or waiting room.
- **Follow care instructions from your healthcare provider and local health department:** Your local health authorities will give instructions on checking your symptoms and reporting information.



If you develop **emergency warning signs** for COVID-19 get **medical attention immediately**.

Emergency warning signs include\*:

- Difficulty breathing or shortness of breath
- Persistent pain or pressure in the chest
- New confusion or inability to arouse
- Bluish lips or face

\*This list is not all inclusive. Please consult your medical provider for any other symptoms that are severe or concerning.

**Call 911 if you have a medical emergency:** If you have a medical emergency and need to call 911, notify the operator that you have or think you might have, COVID-19. If possible, put on a facemask before medical help arrives.

## How to discontinue home isolation

- People **with COVID-19 who have stayed home (home isolated)** can stop home isolation under the following conditions:
  - **If you will not have a test** to determine if you are still contagious, you can leave home after these three things have happened:
    - You have had no fever for at least 72 hours (that is three full days of no fever without the use medicine that reduces fevers) AND
    - other symptoms have improved (for example, when your cough or shortness of breath have improved) AND
    - at least 7 days have passed since your symptoms first appeared
  - **If you will be tested** to determine if you are still contagious, you can leave home after these three things have happened:
    - You no longer have a fever (without the use medicine that reduces fevers) AND
    - other symptoms have improved (for example, when your cough or shortness of breath have improved) AND
    - you received two negative tests in a row, 24 hours apart. Your doctor will follow CDC guidelines.



**In all cases, follow the guidance of your healthcare provider and local health department.** The decision to stop home isolation should be made in consultation with your healthcare provider and state and local health departments. Local decisions depend on local circumstances.

More information is available [here](#).

Additional information for healthcare providers: [Interim Healthcare Infection Prevention and Control Recommendations for Persons Under Investigation for 2019 Novel Coronavirus](#).



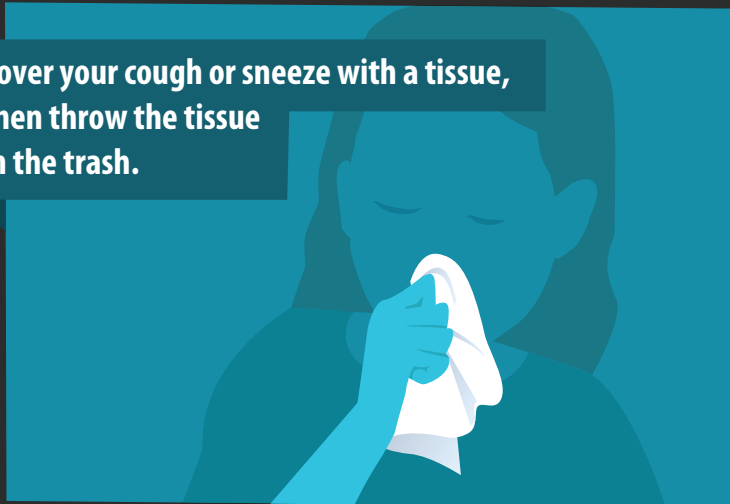
# STOP THE SPREAD OF GERMS

Help prevent the spread of respiratory diseases like COVID-19.

Avoid close contact with people who are sick.



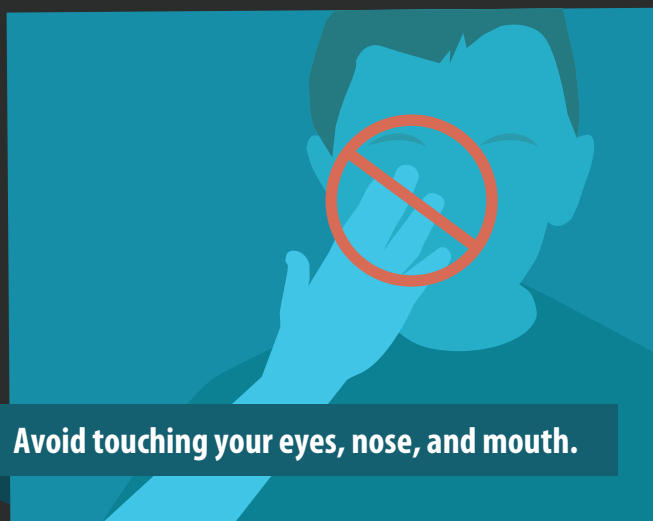
Cover your cough or sneeze with a tissue, then throw the tissue in the trash.



Clean and disinfect frequently touched objects and surfaces.



Avoid touching your eyes, nose, and mouth.



Stay home when you are sick, except to get medical care.



Wash your hands often with soap and water for at least 20 seconds.



4/1/2020

[cdc.gov/COVID19](https://cdc.gov/COVID19)